

Improve Your WordPress Security!

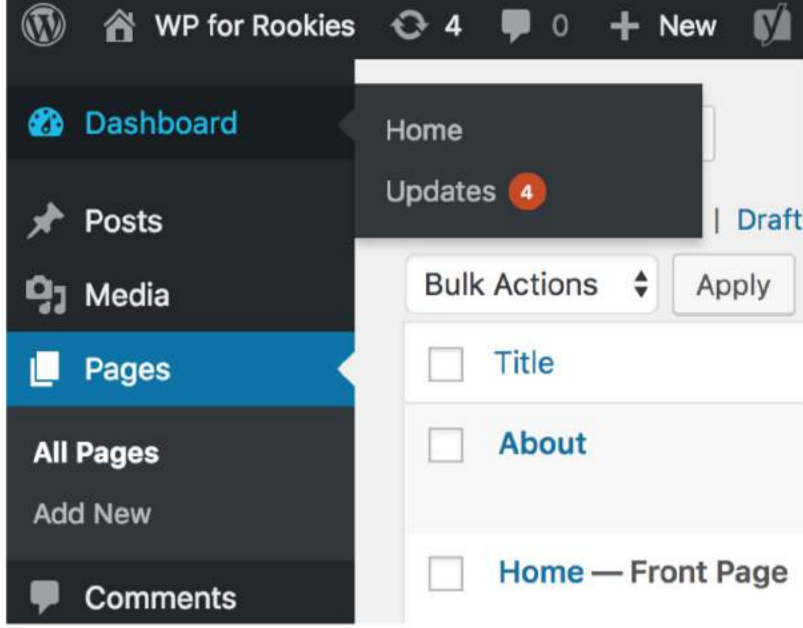
Monthly Update Checklist

- Make a backup of your WordPress site**
- Update Wordpress version**

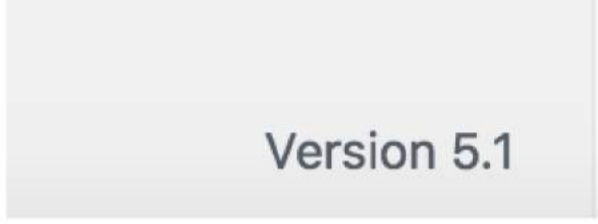
WordPress developers frequently release security patches or add extra functionality. You may have WordPress set to auto-update or to be updated manually. If it is set to auto-update, WordPress will send you (or the site administrator) an email when it auto-updates. If you do not have it set to auto-update, you will need to do this manually.

Go to your WordPress **Dashboard > Updates** (see image below). Here, you can see what version of WordPress you are running, as well as Update it if need be.

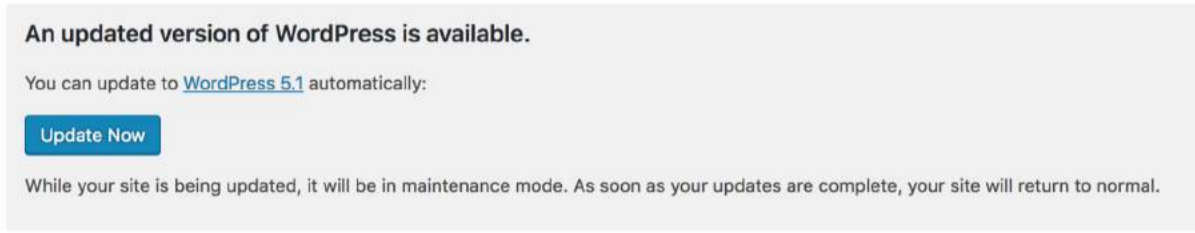
Dashboard > Updates



To see the current WordPress version, scroll to the bottom of the page. It's in the lower right corner:



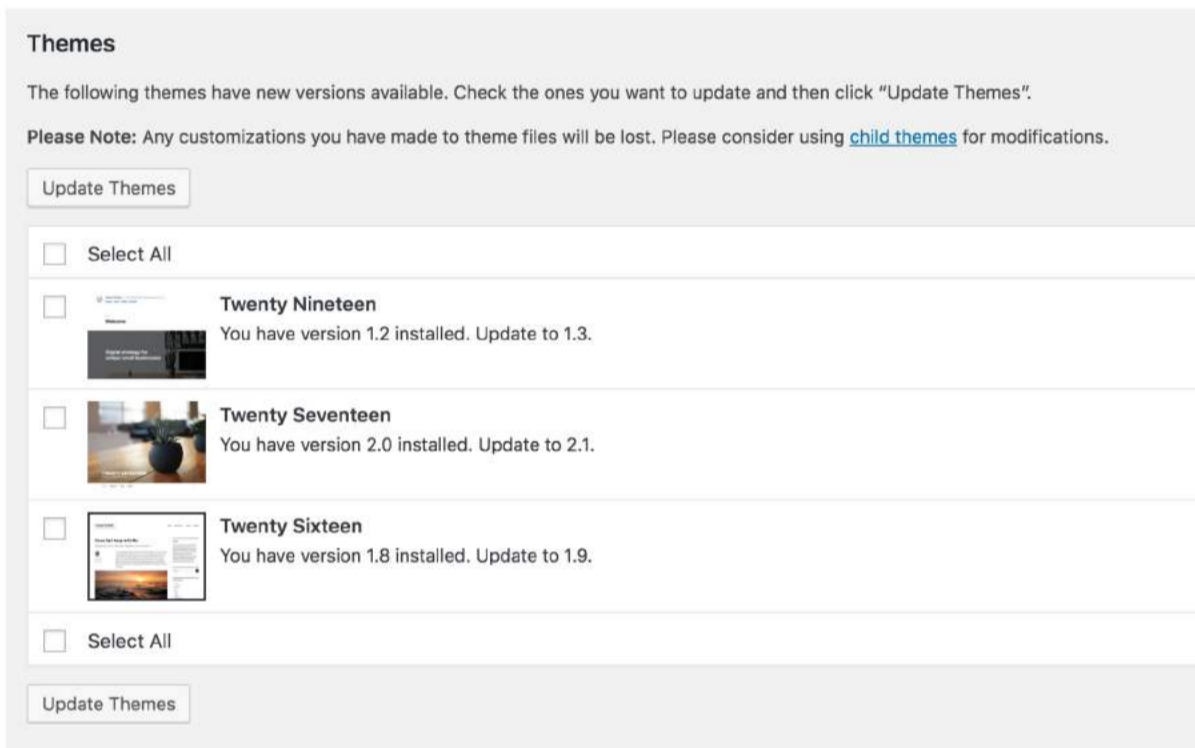
At the top of the page, it will tell you if you have a WordPress update. Just click the button. It will take 30 or so seconds and will alert you when it is finished.



- Update your Theme**

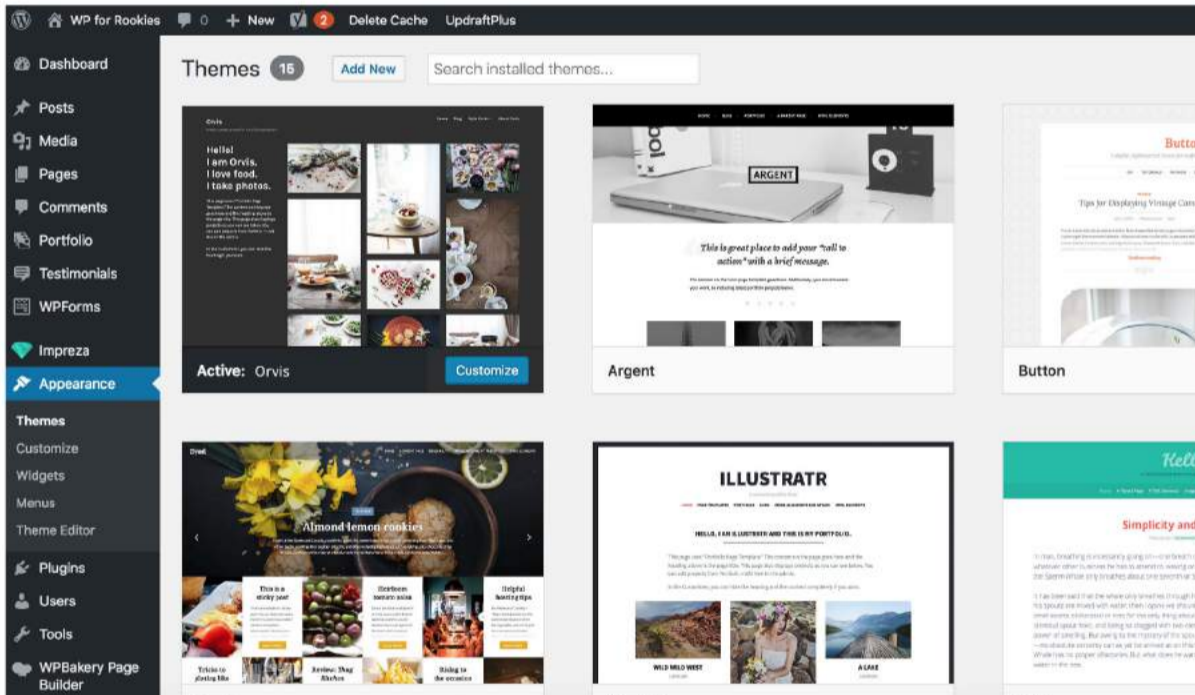
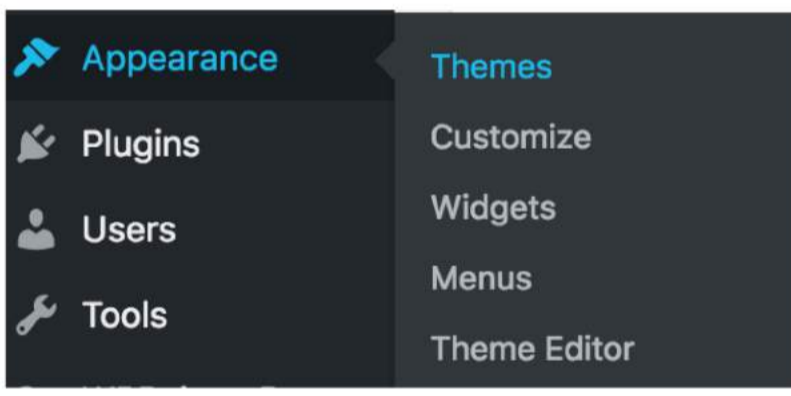
Good WordPress themes are also updated frequently by their developers. Themes need to keep up with WordPress updates, and often add new features and update their design or code. You can update your theme in two different places.

Go back to your WordPress **Dashboard > Updates** and this time, scroll further down the page to **Themes**.



Check any or all themes that you wish to update and hit the Update button.

In the left side panel, you can also go to **Appearance > Themes**. Here, you will be able to see which theme you have activated and if it has any updates available.

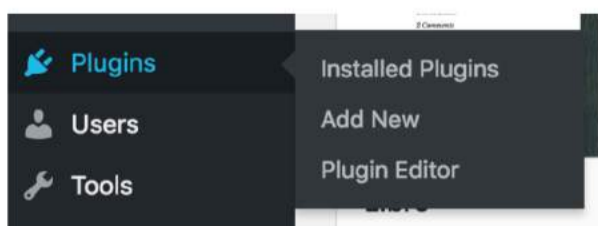


- Update your Plugins**

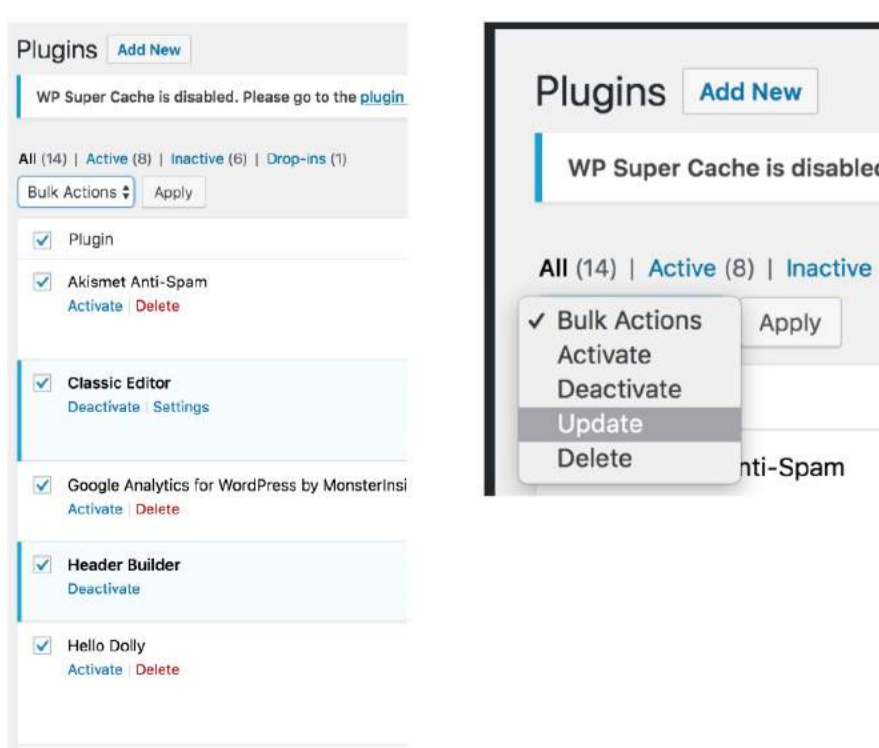
Plugins are software that can be loaded on your WordPress site. They can add all sorts of features and functionality, allowing you to do a variety of things outside of the scope of your theme. There are over 56,000 plugins that have been created for use on WordPress and you are likely to install a number of them. Plugins are written by so many different people that occasionally the code within them doesn't play nice with other plugins.

You can update your plugins from two places.

Go back to **Dashboard > Updates** and scroll down to **Plugins**. From here you can select all or some of the plugins and hit the update button. The other option is to go to **Plugins** in the left panel.



You can check the top box next to the word **Plugin** and it will select all installed plugins, then choose **Update** under Bulk Actions and hit the **Apply** button.



Want more great WordPress tips?
Visit www.glorenz.com/WPforRookies